

X-100 C for iOS and Android

The X-100 C is a perfect on-board key programming tool that is specialized and built for Ford, Mazda, Peugeot and Citroen.

● **Features:**

***Vehicle Compatibility:** X-100 C works with four brand cars, they are Ford, Mazda, Peugeot and Citroen.

***Bluetooth auto-reconnection:** Once the Bluetooth is paired, you don't need to input the code to pair with your phone anymore. The device will reconnect with your phone automatically.

***Connection:** Connection via Bluetooth (Android and iOS)

***Free update:** Download latest iOBD2 App with new features from Google Play or Apple Store.

X100C is a dongle used to read PIN CODE and do key programming via OBD2 socket with your cell phone. It supports Ford, Mazda, Peugeot, Citroen and DS.

It is user friendly and with Multilanguage.

It can read Pin code for following models, but not limited to following models.

X100C Function List				
Auto Maker	Model	Year	Chip Type	Remarks
Mazda	CX-3	2015+	smart PCF7953 ID46	
Mazda	CX-3	2012+	smart PCF7953 ID46	
Mazda	2	2014+	smart PCF7953 ID46	
Mazda	3	2013+	smart PCF7953 ID46	
Mazda	6	2013+	smart PCF7953 ID46	
Mazda	2	2002 - 2013	4D ID63	
Mazda	3	2002 - 2012	4D ID63	
Mazda	5	2002 - 2012	4D ID63	
Mazda	6	2014 - 2012	4D ID63	
Ford	Focus3/Cmax	2010+ -	DST80+	mechanical
Ford	Focus3/Cmax	2010+ -	DST80+	
Ford	Kuga2	2014+ -	DST80+	mechanical
Ford	Kuga2	2014+ -	DST80+	
Ford	Mondeo MK4/SMax facelift	2010+ -	DST80+	mechanical
Ford	Mondeo MK4/SMax facelift	2010+ -	DST80+	
Ford	Fiesta	2014+ -	DST80+	only mechanical
Ford	Bmax			only mechanical
Ford	Custom	DST80+		only mechanical, not fully supported
Ford	Fiesta	2014+ -		
Ford	Bmax			
Ford	Ecosport			
Peugeot	1007			
Peugeot	206			

Peugeot	207			
Peugeot	208			
Peugeot	2008			
Peugeot	301			
Peugeot	306			
Peugeot	307			
Peugeot	308			
Peugeot	3008			
Peugeot	406			
Peugeot	407			
Peugeot	4007			
Peugeot	508			
Peugeot	5008			
Peugeot	607			
Peugeot	806			
Peugeot	807			
Peugeot	Bipper			
Peugeot	Expert			
Peugeot	Partner			
Citroen	C2			
Citroen	C3			
Citroen	C3 Picasso			
Citroen	C3 Pluriel			
Citroen	C4 Cactus			
Citroen	C4 Picasso			
Citroen	C5			
Citroen	C8			
Citroen	C-Elysee			
Citroen	xsara Picasso			
Citroen	Berlingo 2			
Citroen	Berlingo 3			
Citroen	Jumper			
Citroen	Jumpy			
Citroen	DS3			
Citroen	DS4			
Citroen	DS5			

● **Packinglist:**

Type	Name	QTY
Hardware	X-100 C	1
	UserManual	1
Software	X-100 C (downloadfrom Apple Store orGoogle Play)	1

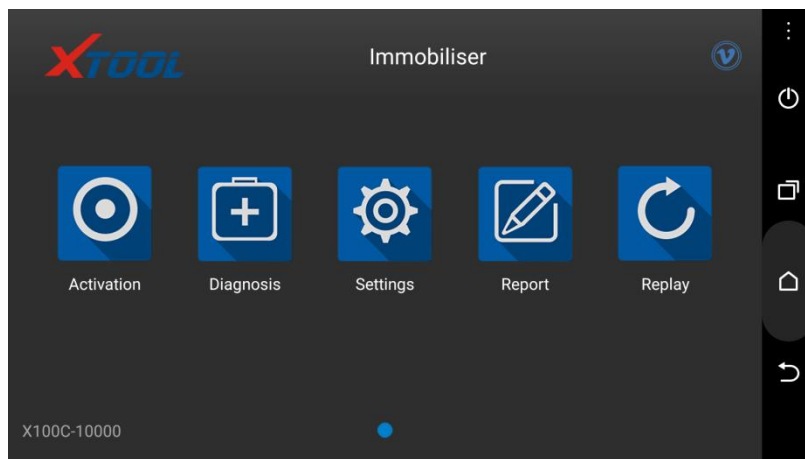
Support both iOS and Android



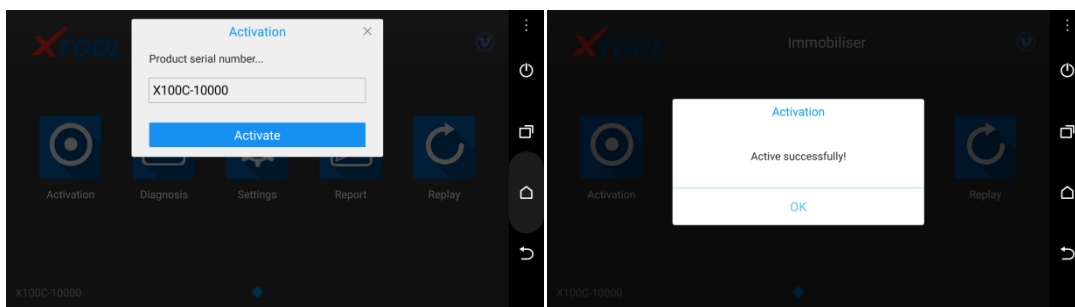
Recommended APP: X-100 C (search and download it from Apple store and GooglePlay Store)

OS	Device	Mode
Apple iOS(Require iOS4.3 or later)	iPod touch	iPod Touch 1st generation,2nd generation,3 rd generation,4 th generation
	iPhone	iPhone, iPhone 3, iPhone 3GS iPhone 4, iPhone4s, iPhone 5, iPhone 6, iPhone 6 Plus ,iPhone 6s, iPhone6s Plus
	iPad	iPad, iPad 2,iPad 3,iPad air,iPad Mini 1, iPad Mini 2,iPad Pro
Android (Require OS2.3 or later)	All android smart phone and tablet	


Screenshot of Application (Android)



Activation: Please activate X-100 C before you use it to program keys. Input the serial number and press “Activate”.

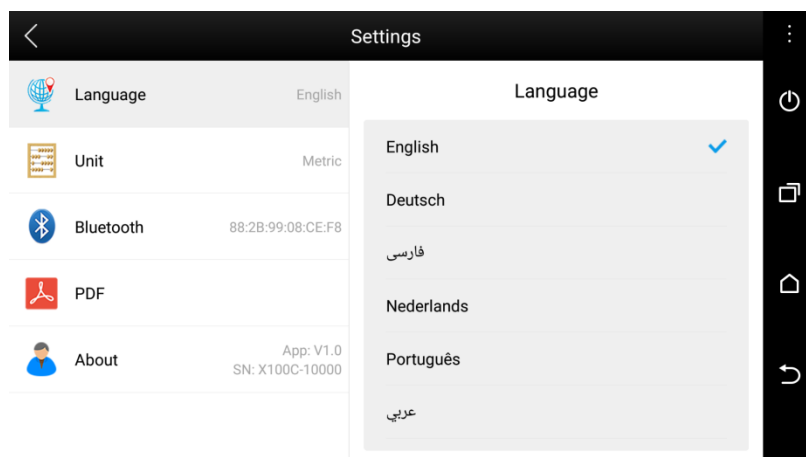


Immobilizer: Enter the software and choose your vehicle type, and then process programming.

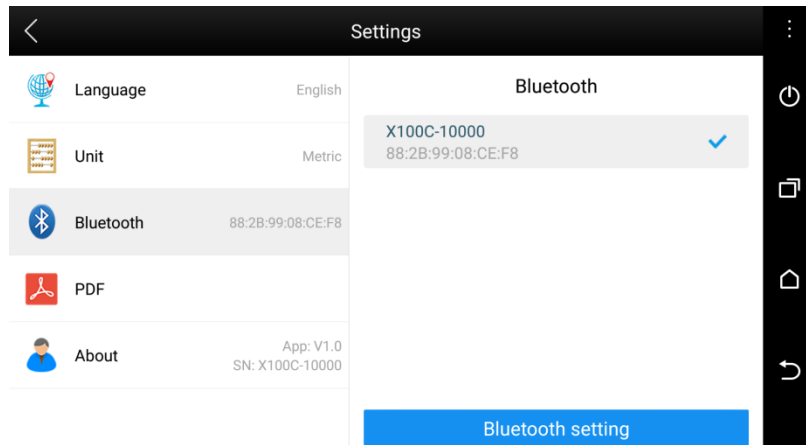


Settings: By selecting Setting users can set the language, unit and other system related options:

- Language: Select the language. Please tick the required option from the multi-language options on the right.



- Bluetooth: Enter the Bluetooth setting and pair the phone Bluetooth with X100-C *** Bluetooth

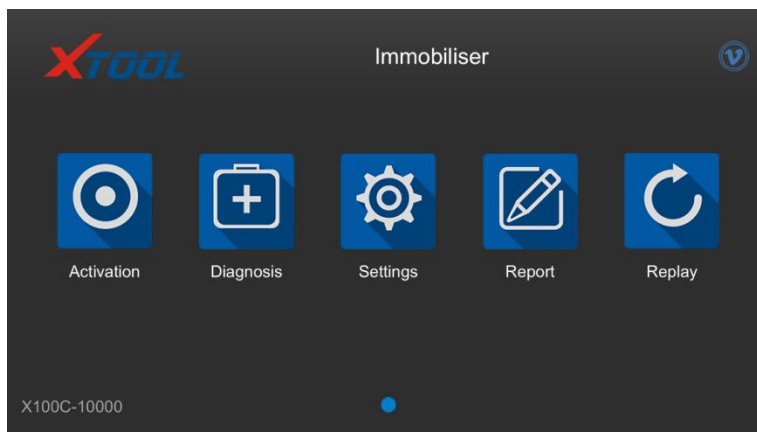


- PDF: The reserved report can be read here.
- About: Users can read the software version and serial number here.

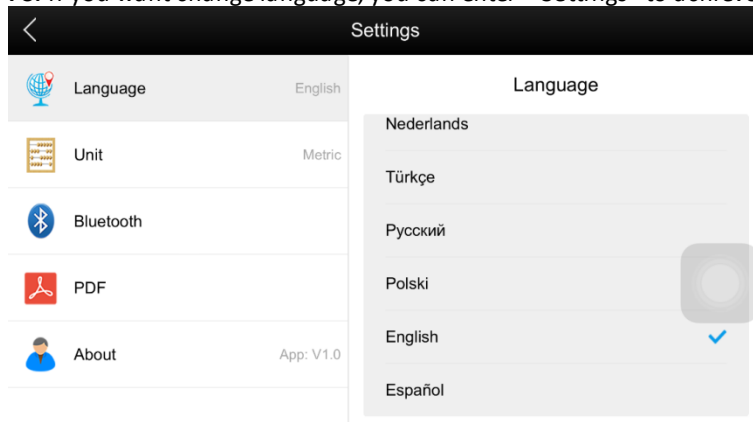
Report: It provides data flow during vehicle key programming.

Replay: It replay the data flow during vehicle key programming.

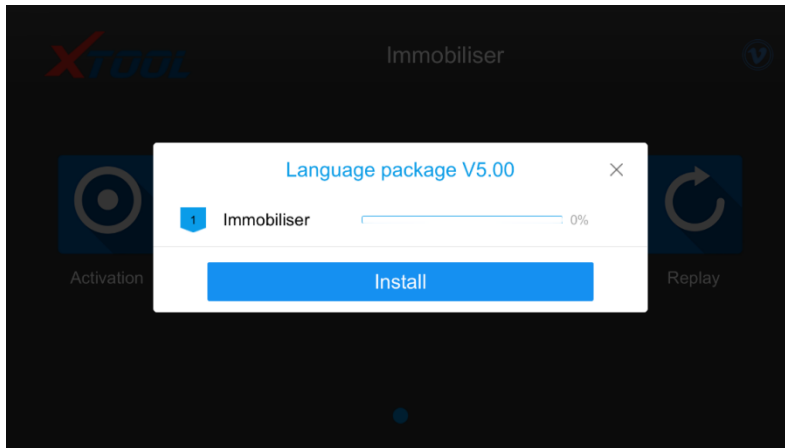
Screenshot of Application (IOS)



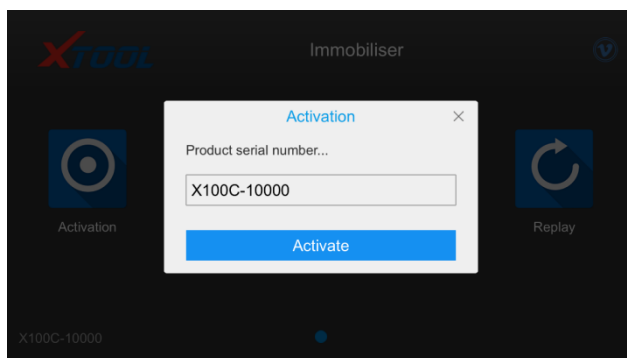
PS: If you want change language, you can enter "Settings" to achieve it.



If this picture shows up, it means you have to install language pack first.



Activation: Please activate X-100 C before you use it to program keys. Input the serial number and press "Activate".



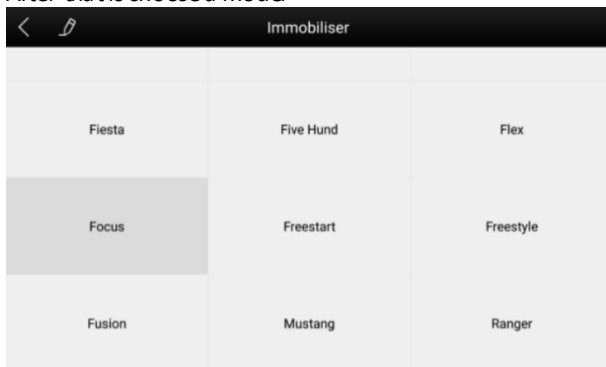
Immobilizer: Enter this function, you need choose brand first



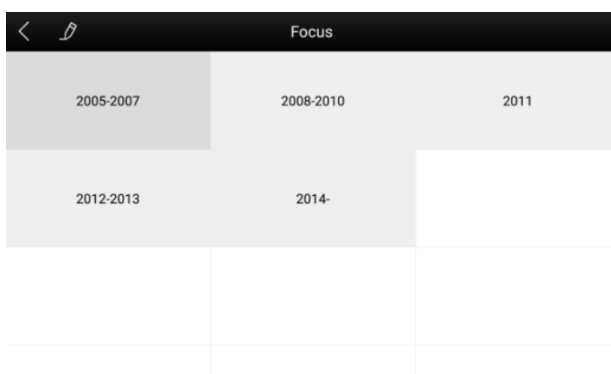
Then you need pick where branch you want to do



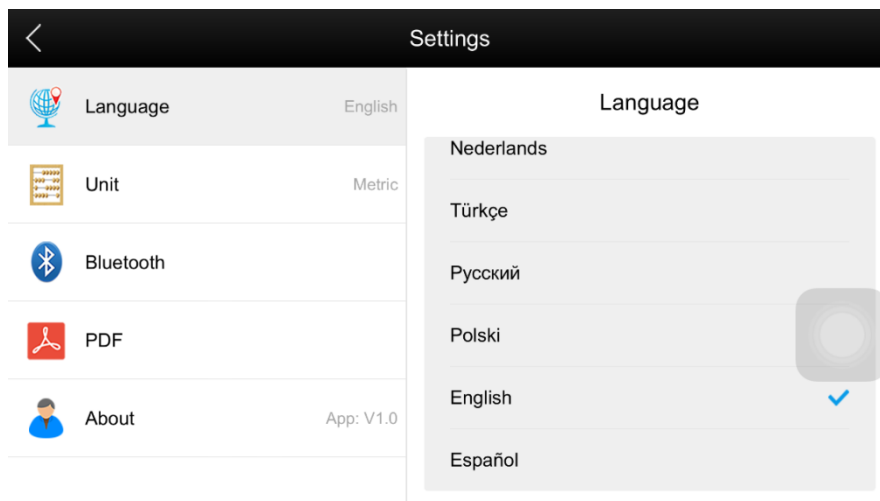
After that is choose a model



Last but not least is to choose a year



- **Settings:** You can change settings in this function or check version and scan PDF files

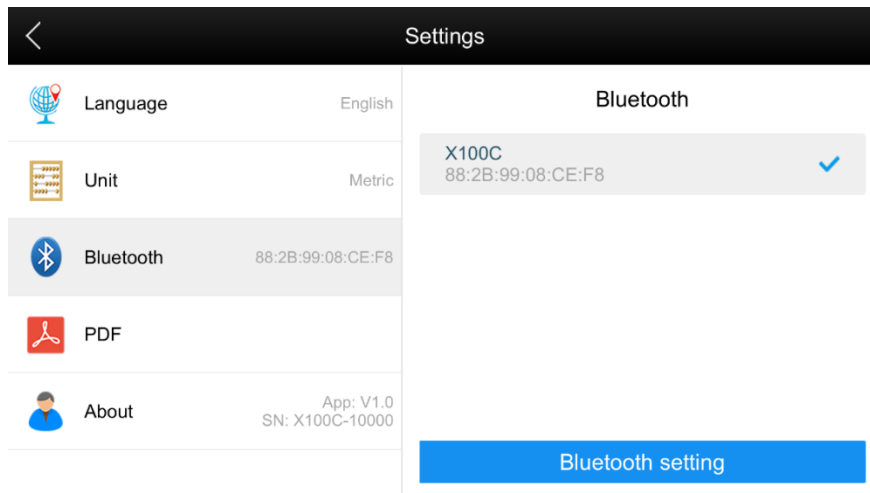


- **Bluetooth:** Bluetooth is another important part, you have to connect your Bluetooth before you start. Here are steps:

1. Open your iPhone's setting ->Bluetooth,->choose the one same as your device



Step 2: Check your setting in app, it will shows you connected if it success.



Packing:

Dimensions:

Gross weight:

Net weight